

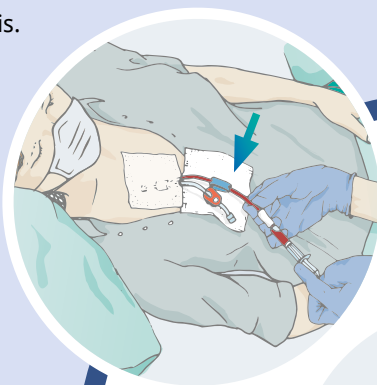


## Instillation Protocol Catheter Lock System

Before initiating dialysis, aspirate **TauroLock™-U25.000** together with blood from the catheter with a syringe.

Flush all lumens of the access device with 10 ml of saline each using a syringe and applying the push-pause-technique.

Now start dialysis.



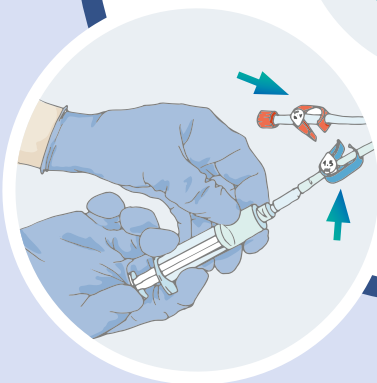
When you have finished dialysis, flush the access device with at least 10 ml saline for each lumen.

Gently tap the neck of the ampoule to remove **TauroLock™** from the ampoule's head.



Dialysis

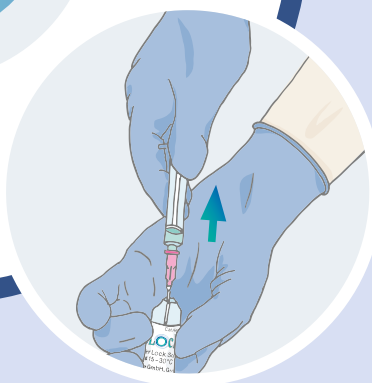
4



For an efficient prophylaxis of infections and occlusions, slowly instill a volume of **TauroLock™-U25.000** sufficient to fill all lumens of the device entirely. Do not overinstill!

The filling volume of each lumen is indicated on the device or is available from the manufacturer of the device.

3



Put the ampoule in a position so that you can see the white dot on top and break off the neck with a quick movement.

Reconstitute the content of the vial (25.000 IU urokinase) with 5 ml **TauroLock™** from the ampoule.

**TauroLock™-U25.000** must be used immediately after reconstitution.

Distribution:

! This practical illustration does not replace the manufacturer's instruction for use.

Further information on [taurolock.com](http://taurolock.com)

